
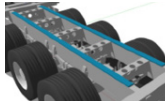








# FLATBED TRAILERS

A trailer with a flat deck, without sides or roof and often equipped with a crane. Used for bulky loads, easily accessed from the sides and back.



COMPONENTS		STEEL GRADES
Longitudinal beam (Web)		Strenx® 700 and 960, 4–8 mm
Longitudinal beam (Flange)		Strenx® 700 and 960, 6–12 mm
Chassis cross beam		Strenx® 700 and 960, 1.5–6 mm Hollow Sections, 3–6 mm
Floor cross beams		Strenx® 700 and 960, 2–6 mm
Floor side beams		Strenx® 700 and 960, 3–6 mm
Kingpin assembly		Strenx® 700 and 960, 6–12 mm
Dropsides		Strenx® 700, 0.7–2 mm
Rear under run protection device		Strenx® 700 and 960, 3–5 mm